




Technical specifications

Model	BFLEL			
	1105	1315	1525	1735
Rotor width [m]	0,71	0,92	1,13	1,34
Total width [m]	1,07	1,28	1,49	1,70
Maximum working depth [cm]	5	5	5	5
Number of belts with 45 cm³ motor	1 x 5 XPB	1 x 5 XPB	1 x 5 XPB	1 x 5 XPB
Number of belts with 63 cm³ or 85 cm³ motor	1 x 6 XPB	1 x 6 XPB	1 x 6 XPB	1 x 6 XPB
Number of hammers with rotor T60	12	16	20	24
Approximate weight	940	1 040	1 140	1 240

These mulchers for excavators are fitted with 45 cm³ or 63 cm³ motors in fixed displacement or 85 cm³ motor with variable displacement which allows to «provide» about 40% more torque (see the table below)

	Oil flows [L/min]		Pressure [Bars]	
	min	max	min	max
45 cm³ motor	80	110	180	400
63 cm³ motor	110	130	180	400
Variable displacement motor 85 cm³	80	150	180	400



FRANCE

BUGNOT 52
Rue de la Batterie • F-52270 Roches Bettaincourt
Tél. [+33] 3 25 01 31 18 • Fax [+33] 3 25 01 37 47
e-mail : info@bugnot.com

GERMANY

BUGNOT Zweigniederlassung
Braunsroda 46 • D-06647 AN DER POSTSTRASSE
Tél. [+49] 034467404065 • Fax [+49] 034467404066
e-mail : bugnot@web.de

www.bugnot.com

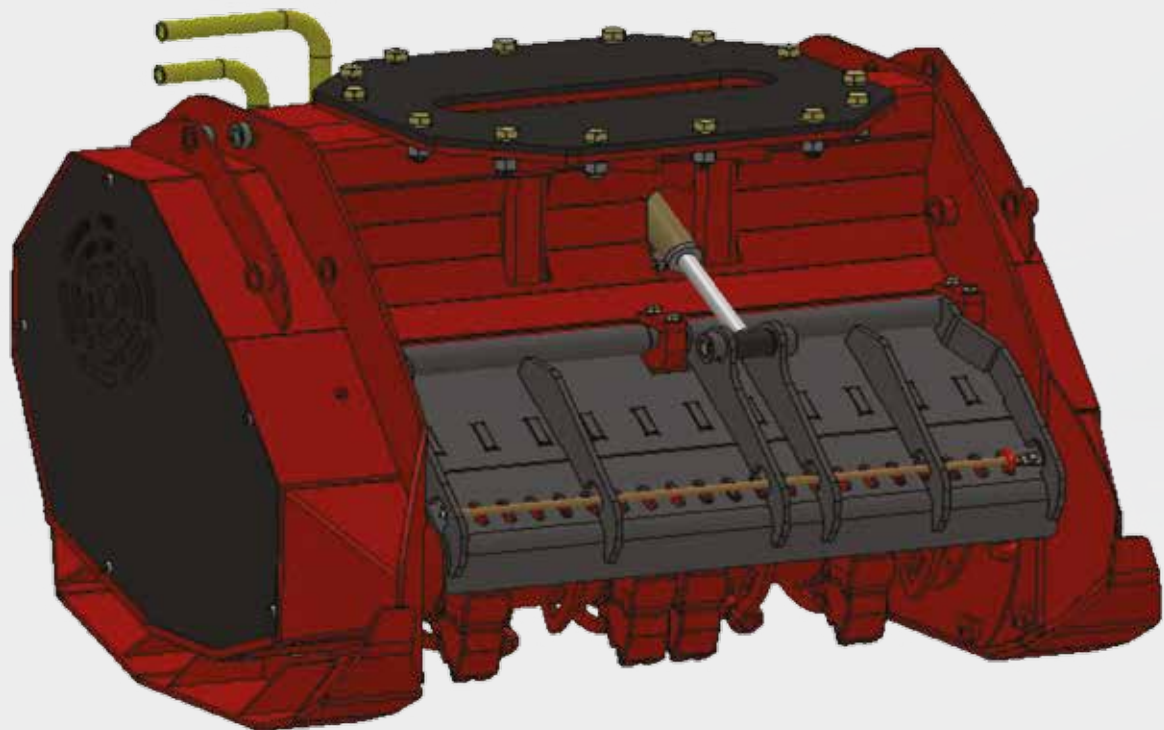


BFLEL

TO GRIND,
TO SHRED,
TO MULCH...

MULCHER WITH FIXED HAMMERS
FOR EXCAVATORS WITH HYDRAULIC DRIVE
OIL FLOW from 80 to 150 l/min





- Simple drive line
- Heavy duty secure locking of the hammers
- Ability to crush stones
- Grinding chamber fitted with counter knife shearbars
- Hydraulic drive
- Double row oscillating bearings on rotor identical to our stone crushers
- Adjustable skids (3 positions : -2,5 / 0 / +2,5 cm)

Bolted headstock plate on the mulcher allowing the hitch of the excavator



Grinding chamber fitted with counter knife shearbars


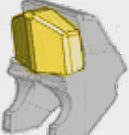
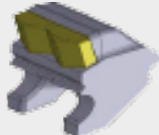

For an optimum grinding, the mulcher is fitted with counter knife shearbars at the front and above the rotor as well as on the hydraulically operated rear door

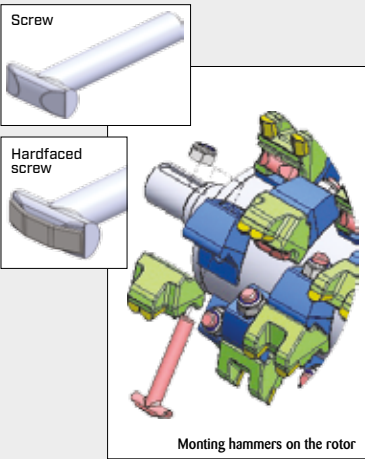
ROTORS DESIGNED AND TESTED WITH AND FOR YOU
STURDY LOCATING AND LOCKING OF THE HAMMERS
EASY AND QUICK CHANGE OF THE WEARING PARTS



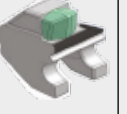

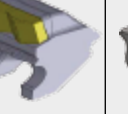
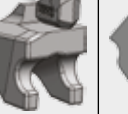
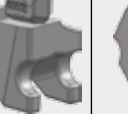



- Belts XPB
- Remote greasing of the bearing is done externally
- Adjustable skids (3 positions)

Secure locking and locating of the hammers on the rotor – very quick change of these

ROTOR T 60			
 2 spirals Fixed hammers	For wood and stones		Use in wood condition and over ground
			
	Type SP1 Big	Type SP2	Cutting hammers



ROTOR T 60 S3							
 3 spirals Fixed hammers	For stumps and stones		For wood and stones		For stumps and stones		Use in wood condition and over ground
							
	Type SPD	Type SPG	Type SP1 Big	Type SP2	Type SP1 D	Type SP1 G	Cutting hammers