

**BPVE and lavender beds**

**TECHNICAL SPECIFICATIONS**

Type	Use		Power absorbed (hp)	Maximum transmissible power (hp)	Total width (m)	Rotor width (m)	Number of hammers (105 mm)	Drive	Belts	Weight (kg)
BPV068FPH	Vineyard tractor or midi excavator	Steel plate fixation	35	50	0.68	0.45	4	Hydraulic motor	4SPB	468
BPV090FPH	Vineyard tractor or midi excavator	Steel plate fixation	50	100	0.90	0.66	6	Hydraulic motor	5SPB	625
BPV0903PT	Tractor PTO in axis	3 point linkage right of the center	50	100	0.90	0.66	6	PTO 540 rpm or 1000 rpm	5SPB	695
BPV0903PDEPORT	right of the center	3 point linkage Input of center	50	100	0.90	0.66	6	PTO 540 rpm or 1000 rpm	5SPB	792
BPV0903PDOUBLE		3 point linkage	100	200	2 x 0.90	2 x 0.66	2 x 6	PTO 540 rpm or 1000 rpm	2 x 5SPB	1 588

**BP 115 - BP 138 - BP 140 - BP 190**

**TECHNICAL SPECIFICATIONS**

Type	Use	Power absorbed (hp)	Maximum transmissible power (hp)	Total width (m)	Rotor width (m)	Hammers		PTO (rpm)	Belt drive	Weight (kg)
						Number	Width (mm)			
BP 115	Agricultural uses	50	100	1,22	0,78	4	188	540 or 1 000	simple 4 SPB	905
BP 138		50	100	1,45	1,01	6		540 or 1 000	simple 5 SPB	1 112
BP 140		60	140	1,45	1,01	6		540 or 1 000	double 2 x 4 SPB	1 200
BP 190		80	160	1,92	1,50	12		105	1 000	double 2 x 5 SPB



**BUGNOT<sub>52</sub>**  
 agricultural machinery since 1915

**FRANCE** : Rue de la Batterie  
 F-52270 ROCHES-BETTAINCOURT  
 Tél. : (33) 03 25 01 31 18 - Fax : (33) 03 25 01 37 47  
 bugnot@wanadoo.fr  
[www.bugnot.com](http://www.bugnot.com)

**BUGNOT<sub>52</sub>**  
 agricultural machinery since 1915

**BPVE – INTER-ROW  
 Lavender beds  
 BP 115 to 190**

**Stone crushers**



## Mechanical or hydraulically driven stone crushers for conventional, and high clearance inter-row tractors

The BPV range consists of 2 working widths, either 68 or 90 cm. The stone crushers can either be driven by a hydraulic motor or by a compact tractor PTO. They can either be centrally mounted or offset from the power source.

### Technical details

- Stone crushers have either 68 or 90 cm working widths
- Choice of either power takeoff or hydraulic drive (63 cm<sup>3</sup>)
- Exceptional crushing capacity
- Simple rotor access by opening the rear hood (Option: hydraulic opening)

Our hydraulic crushers are only suitable for tractors that have a minimum oil flow of 60 L/minute and a maximum of 100 L/minute, as well as a hydraulic oil pressure of between 250 and 400 bar.



BP 90

### Technical details

- 100 hp gearbox, single drive for the BP 115 and BP 138
- 110 hp gearbox, twin drive for the BP 140
- Rotor made from steel bar with steel bearing housings
- 4/6 hard-faced or tungsten carbide hammers depending on the models
- Interchangeable fixed anvils
- Greasing can be performed from the outside:
  - lower bearing housing with a natural chicane dust seal between the rotor and bearing housing
  - upper bearing incorporated in the gearbox oil bath
- wearing parts are easily interchangeable



BP 115



BPVE 68 on a high clearance inter-row tractor



BPV 90 (rear hood open)



BPV 90



BP 115 - power takeoff driven 540 rpm



BP 138 - power takeoff driven 540 rpm



BP 138 - power takeoff driven 1000 rpm



BPVE 68 hydraulically driven




BPV 90 power takeoff driven



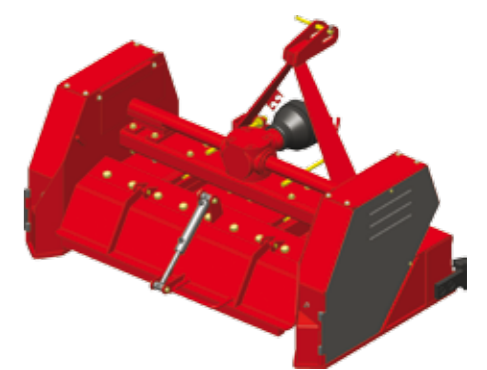
Twin interrow (Lavender bed) power takeoff driven, with spacers



BP 140 - power takeoff driven 750-1000 rpm



BP 190



BP 190